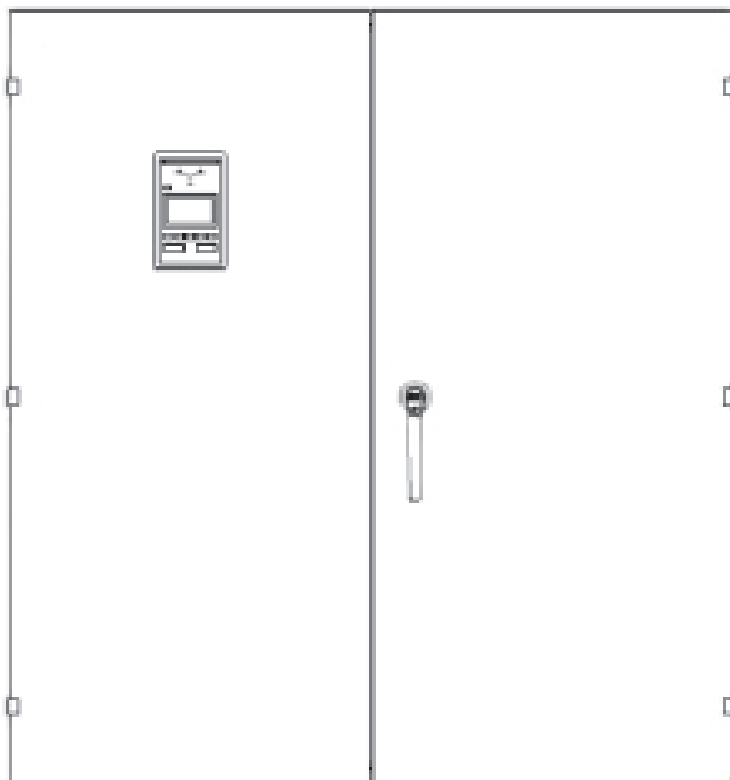


**DATA SHEET****Automatic Transfer Switch***100 - 1200 Amps*

## PRODUCT INTRODUCTION

### Automatic Transfer Switch

#### 100 - 1200 Amps

Automatic transfer switches offer a direct and immediate switching between utility (main) and supplementary or standby power sources. These devices are ideal when used in combination with a tap box setup and a generator and offer a business an easy and safe means of maintaining access to reliable power during an unexpected outage or planned mechanical maintenance and testing.

In the event of a loss in power, the switch will automatically detect power loss and immediately switch to auxiliary power. Automatic transfer switches offered by Trystar come in ranges from 100–1200 amps, and are ideal for hospitals, manufacturing, gas stations, data centers, fuel centers, hospitality, educational facilities, and more.

#### Key Features

**Rugged Construction:** Painted Steel NEMA 3R or 316 Stainless Steel NEMA 4X enclosure provides durability in harsh environments. Type 1 available for applications that require it.

**Three- or Four-Pole Automatic Transfer Switches:** A solid neutral design with a single ground bonding point usually needs a three-pole transfer switch. Four-pole switches are best for separately derived power systems with no direct connection between conductors.

**Simplified operations:** Upon the installation of your Automatic Transfer Switch, specific operations are chosen to be automatically powered. This can be everything from your lights to HVAC systems, industrial equipment, or even refrigerators. This process drastically simplifies restoring power and improves the function of your generator as well.

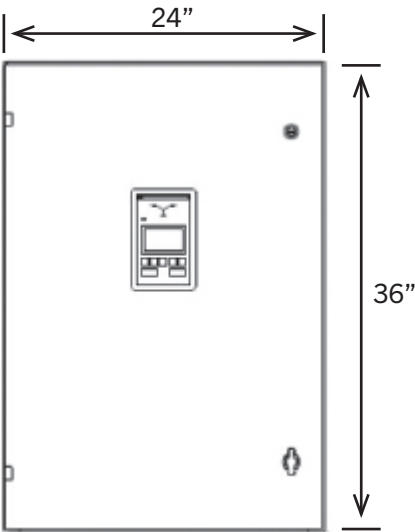
## PRODUCT SPECIFICATIONS

Electrical		
	Ampacity	100A - 1200A
	Voltage Options	200V / 480V, 2, 3, or 4-pole
	Frequency	50 or 60Hz
Environmental		
	Operating Temperature	32° to 104° F (0° to 40° C)
	Humidity Rating	5 to 95% relative humidity (non-condensing)
	Codes/Standards	ETL UL-1008, UL-50
Mechanical		
	Enclosure Types	NEMA 1 & 3R: Mild Steel NEMA 4X: 316 Stainless Steel
	Bus Bar	1 in <sup>2</sup> per 1000A Fully Rated
	*Dimensions (H x W x D) Inches / (cm)	< 200A: 36 x 24 x 13.75in. (91.44 x 50.96 x 34.925cm) 260 - 600A: 60 x 36 x 17.375in. (152.4 x 91.44 x 44.13cm) 800-1200A: 60 x 48 x 18in. (152.4 x 121.92 x 45.72cm)

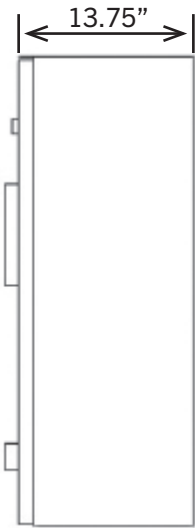
\*Dimensions may vary due to applications or specifications

DIMENSIONAL DRAWINGS

<200A Automatic Transfer Switch

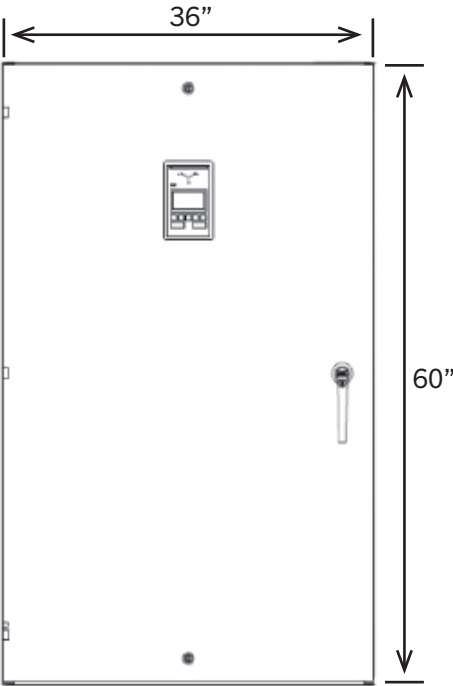


Front View



Side View

260 - 600A Automatic Transfer Switch



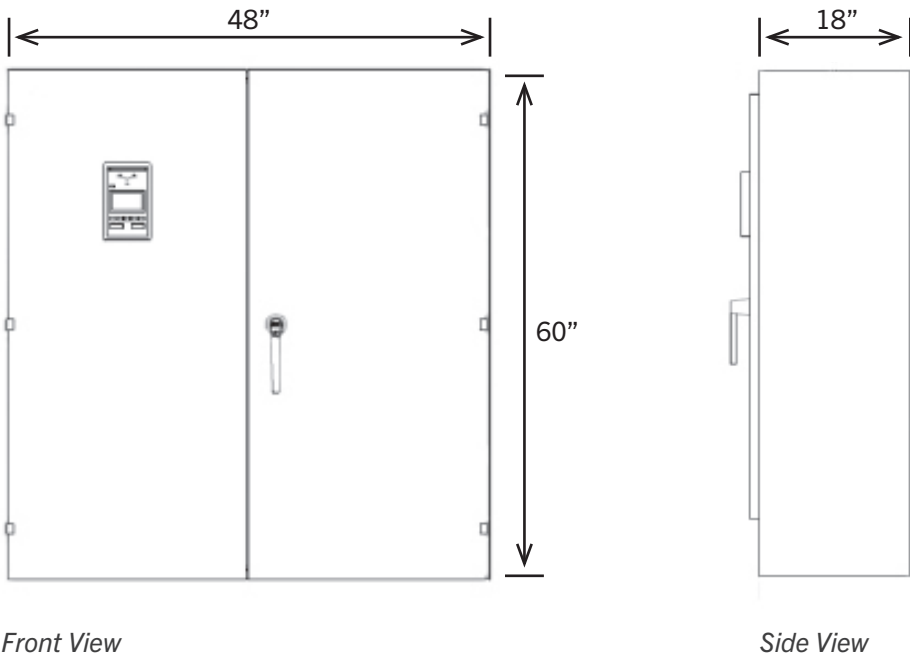
Front View



Side View

DIMENSIONAL DRAWINGS (CONT.)

800 - 1200A Automatic Transfer Switch



ORDERING INFORMATION

Ordering Information		
Catalog Number	ATS	Automatic Transfer Switch

